

5 4x50m Medley Men Final

Official

Entries Heats Summary



Total

Rank	Competitor	Age	Club	RT	PTS	Result
1	Westlake Boys High School A	16	Westlake B...	0.61		1:43.85 Entry: 1:51.72 (-7.87)
	Brandon Holder	17 (0.61)	13.30	26.01		
	Benson Li	18 (0.28)	15.35	54.03		
	Jacob Humphries	15 (0.45)	13.92	1:19.75		
	Troy Blijlevens	16 (0.42)	12.54	1:43.85		
2	Hamilton Boys High School A	16	Hamilton B...	0.64		1:44.60 Entry: 1:49.31 (-4.71)
	Ethan MacDonald	17 (0.64)	12.98	25.44		
	Miles Julian	17 (0.43)	16.48	55.98		
	Max Downey	16 (0.68)	13.60	1:21.62		
	Orlando Hardie	16 (0.35)	11.86	1:44.60		
3	Palmerston North Boys High ...	16	Palmerston...	0.65		1:46.25 Entry: 1:48.95 (-2.70)
	Joshua Carroll	17 (0.65)	13.24	26.04		
	Ian Tsui	17 (0.29)	17.40	56.92		
	Alexander Willis	18 (0.14)	13.74	1:21.84		
	Tariq Billinghamurst	18 (0.21)	12.81	1:46.25		
4	Auckland Grammar School A	16	Auckland G...	0.64		1:47.49 Entry: 1:57.33 (-9.84)
	Oscar Bower	17 (0.64)	13.88	27.06		
	Luke Gibson	18 (0.53)	16.97	57.97		
	Luca Williams	16 (0.41)	14.76	1:24.96		
	Harrison Klouwens	18 (0.20)	11.81	1:47.49		
5	Rangitoto College A	16	Rangitoto C...	0.65		1:47.69 Entry: 1:50.24 (-2.55)
	Elwin Bao	16 (0.65)	16.41	29.83		
	Nicholas Cowen	17	16.40	57.09		
	Riley Hurbuns	16 (0.46)	15.19	1:24.71		
	Brendan Visser	18 (-0.00)	12.25	1:47.69		
6	Christ's College A	16	Christ's Col...	0.74		1:47.70 Entry: 1:51.23 (-3.53)
	Justin Wang	15 (0.74)	14.61	28.83		
	Rylind Wheeler	16 (0.32)	16.42	58.54		
	MunChi Jager	16 (0.54)	13.99	1:24.78		
	Luke Manderson	15 (0.26)	12.03	1:47.70		
7	St Paul's Collegiate A	16	St Paul's C...	0.70		1:50.05 Entry: 1:55.44 (-5.39)
	Stephen Miller	15 (0.70)	14.62	29.06		
	John Park	16 (0.29)	16.64	59.10		
	Neo Ulrich	16 (0.33)	14.94	1:25.72		
	Finn Freemantle	15 (0.09)	12.89	1:50.05		
8	Kings College A	16	Kings College	0.71		1:50.25 Entry: 1:53.00 (-2.75)

Eric Yang	17	(0.71)	15.96	30.57
Leo Arrowsmith	17	(-0.00)	15.66	58.96
TeHiringatahi Ramanui	15	(0.33)	14.13	1:25.05
William Sun	17	(0.66)	13.40	1:50.25

9  **Westlake Boys High School B** 16  **Westlake B...** 0.71 **1:51.93**
Entry: 1:55.22 (-3.29)

Vincent Prajogo	16	(0.71)	15.01	29.28
Cooper Clague	18	(0.44)	16.36	59.06
William Delamare	16	(0.87)	14.56	1:25.49
Charles Heathcote	17	(0.25)	14.13	1:51.93

10  **Kristin School A** 16  **Kristin School** 0.59 **1:52.00**

Matthew Zheng	17	(0.59)	14.16	27.74
Bryan Xiong	14	(0.29)	17.71	1:00.27
Sam Hewlett	17	(0.50)	14.96	1:27.95
Randal Li	17	(0.31)	12.49	1:52.00

11  **Nelson College A** 16  **Nelson Coll...** 0.82 **1:53.06**
Entry: 1:41.93 (+11.13)



Chase Banks	17	(0.82)	14.72	28.99
Lucas Bell	15	(0.39)	15.96	58.33
Oliver Morton	18	(0.74)	15.25	1:26.36
Jaxon Palmer-Bensemman	17	(0.43)	13.80	1:53.06

12  **Macleans College A** 16  **Macleans C...** 0.69 **1:53.43**
Entry: 1:55.60 (-2.17)

Samuel Asiata	16	(0.69)	14.45	28.67
Aidan Taylor	15	(0.45)	17.15	59.90
Will Herbert	14	(0.40)	15.75	1:28.30
Daniel Loh	15	(0.50)	12.99	1:53.43

13  **St Andrew's College A** 16  **St Andrew's...** 0.63 **1:55.25**
Entry: 1:53.84 (+1.41)

Luca Graham	16	(0.63)	16.62	31.01
Sam McAlister	16		17.98	1:02.52
Joshua Exon	16	(0.49)	15.21	1:30.56
Jaden Hu	17	(0.36)	13.13	1:55.25

14  **New Plymouth Boys High Sc...** 16  **New Plymo...** 0.67 **1:55.61**

Max Cave	16	(0.67)	13.61	26.57
Jack Rust	15	(0.25)	19.32	1:01.31
Asher Hales	17	(0.40)	14.72	1:28.04
Brooklyn Taylor	15	(0.43)	14.60	1:55.61

15  **Kings High School A** 16  **Kings High ...** 0.49 **1:56.09**
Entry: 1:57.31 (-1.22)

Alfie Weatherston Harvey	16	(0.49)	13.70	27.40
William McFarlane	16	(0.36)	18.67	1:02.41
Noah Brummitt	16	(0.38)	14.75	1:29.25
Owen Jack	14	(0.61)	13.73	1:56.09

16  **Westlake Boys High School C** 16  **Westlake B...** 0.68 **1:56.11**
Entry: 2:10.74 (-14.63)

Solomon Pocock	16	(0.68)	16.38	31.39
Jamie Maunder	17	(0.30)	17.69	1:03.18
Jack Zeng	16	(0.45)	15.21	1:30.45
Andy Luo	16	(0.32)	14.09	1:56.11

17  **Tauranga Boys' College A** 16  **Tauranga B...** 0.68 **1:58.15**

Charlie Shivan	16	(0.68)	15.52	30.43
Zack Pask	16	(0.27)	17.34	1:02.23
Lewis Holmes	15	(0.57)	15.79	1:31.36
Gianni Martin	16	(0.46)	13.88	1:58.15

18  **Mt Albert Grammar School A** 16  **Mt Albert G...** 0.63 **1:58.33**
Entry: 1:55.27 (+3.06)

Taiga Ueno	17	(0.63)	14.82	29.35
Kayden Te Anga	16	(0.19)	18.98	1:03.20
Haorui Li	16	(0.39)	15.90	1:31.81
Palepua Afoa	17	(0.23)	13.98	1:58.33

19  **Gisborne Boys High School A** 16  **Gisborne B...** 0.61 **2:00.50**

Max Phillips	17	(0.61)	15.07	29.97
Nikau Rudge	17	(0.25)	18.64	1:03.83
Kaeto Sasamoto	13	(0.11)	16.80	1:34.57
Mako Fukushima-Hall	15		13.42	2:00.50

-  **Marlborough Boys' College A** 16  **Marlboroug...** 0.64 **DSQ**

Finlay McNabb	16	(0.64)	14.99	29.48
Max Skehan	15	(0.08)	18.61	1:03.00
Will Atkinson	13	(0.58)	15.08	1:30.72
Jack Love	18	(0.25)	12.69	1:55.13

-  **Whakatane Combined A** 16  **Whakatane...** 0.70 **DSQ** EXH

Isaak Feisst	14	(0.70)	17.69	35.72
Dominic Rowland	13	(0.49)	18.81	1:09.79
Zane Pearson	16	(0.31)	16.56	1:39.69
Ethan Robison	15	(-0.48)	16.69	2:10.90